









- Manage Activity
- Handholding and  
Capacity Development
- IPR, Innovation &  
Startup
- Referral & Linkage
- Help Desk
- Information  
Dissemination
- Convergence
- Contact us

## Performance Report for the Academic Year 2021-22

Total Score: 68.80/100Total Reward: 4.88Final Star: 3.5/5


| Activity Category   | Total No of Submitted Activities | Total No of Approved Activities | *Disapproval % of Activities | Total Score Earned for Q1-Q4 Activities (I = A*80%) | Total Score Earned from Participation (II = B*20%) | Total Score Earned (I + II = 100) |
|---|----------------------------------|---------------------------------|------------------------------|---|--|-----------------------------------|
| IIC Calendar Activity   | 14                               | 14                              | 2.56%                        | 67.78   | 1.02   | 68.80                             |
| MIC driven Activity   | 7                                | 7                               |                              |   |  |                                   |
| Self-driven Activity  | 11                               | 10                              |                              |   |  |                                   |
| Celebration Activity  | 7                                | 7                               |                              |   |  |                                   |
| Total   | 39                               | 38                              |                              |   |  |                                   |
| *Propotionate Reduction in the Reward Points Based on Disapproval % ** No Reward Points upon Crossing the total no of Disapproval Activities Percentage of 30% or More. |                                  |                                 |                              |   |  |                                   |









Table A: Unit Score/Activity (Q1-Q4)

| Activity Category      | Max Score/Category | Threshold No of Activties/Category | Unit Score/Activity | Unit score per Activity |              | Score Earned (A)  |
|------------------------|--------------------|------------------------------------|---------------------|-------------------------|--------------|-------------------|
|                        |                    |                                    |                     | Offline(100%)           | Online (75%) |                   |
| IIC CalendarActivities | 50                 | 12                                 | 4.17                | 4.17                    | 3.13         | 47.98             |
| Self-Driven Activities | 30                 | 12                                 | 2.50                | 2.50                    | 1.88         | 20.66             |
| MIC Driven Activities  | 10                 | 9                                  | 1.11                | 1.11                    | 0.83         | 6.09              |
| Celebration Activities | 10                 | 4                                  | 2.50                | 2.50                    | 1.88         | 10.00             |
| Total                  | 100                |                                    |                     |                         |              | 84.72999999999999 |

Table B: Score for the IIC's Participation in Various Programs

| Incentive Parameters   |   | Weightage | Score Obtained |
|--|---|-----------|----------------|
| 1. Redeeming of Reward Points Earned by the IIC (Upto 500 points)  |   | 10%       | 0.10           |
| 2. IIC Created YUKTI - Inovation Repository at the Institute level.  | i. Scouted and Verified Minimum of 50 Ideas/PoCs  | 5%        | 0.00           |
|  | ii. Scouted and Verified Minimum of 25 Innovations/Prototypes   | 5%        | 0.00           |
|  | iii. Scouted and Verified Minimum of 15 Startups (Registered Startups but Not recognized by DPIIT)                        | 10%       | 0.00           |
|  | iv. Scouted and Verfied Minimum of 5 Registered Startups Recognized by DPIIT (Submitted Document of Proof of Recognition) | 10%       | 0.00           |
| 3. Innovations from IIC institutions Received Funding Support from MIC (Winners of SIH 2022 - 2%, YUKTI NIC 2020 Innovations - 8%) |   | 10%       | 0.00           |
| 4. IIC Referred more than 5 HEIs to Join the IIC Network (Upto 20 referrals)   |   | 10%       | 0.00           |

-  About My Institute
- My Profile
- My Council
- I&E Courses
- I&E Collaboration
- Manage Pre-Incubation /  
Incubation Details
- IIC Previous Academic Year  
Report

-  Manage Activity
-  Handholding and  
Capacity Development ▾
-  IPR, Innovation &  
Startup ▾
-  Referral & Linkage ▾
-  Help Desk ▾
-  Information  
Dissemination ▾
-  Convergence ▾
-  Contact us

|   |             |             |
|---|-------------|-------------|
| 6. Impact Lectures Organised (Sessions Reported through the IIC Portal)                   | 5%          | 0.00        |
| 7. IIC has Registered and Adopted NISP (Status Updated through the NISP Portal)           | 5%          | 0.00        |
| 8. IIC Hosted the SIH 2022 Grand Finale Event   | 5%          | 0           |
| 9. IIC Hosted the Regional Meet 2022 Event  | 5%          | 0           |
| 10. IIC with Active Faculty Innovation Ambassadors (Minimum 10 IAs and Submitted Reports) | 5%          | 0.00        |
| 11. IIC linked with upto 3 ATLs/SICs for Mentoring Support                                | 5%          | 0.00        |
| 12. IIC Successfully Submitted Application for the ARIIA 2022                             | 5%          | 5.00        |
| <b>Total</b>  | <b>100%</b> | <b>5.10</b> |

Table C: Score Range and Star Allocation

| Score Range   | Star allocation       |
|---------------|-----------------------|
| 0<Score<=25   | One star              |
| 25<Score<=50  | Two star              |
| 50<Score<=65  | Three Star            |
| 65<Score<=80  | Three and a Half Star |
| 80<Score<=90  | Four Star             |
| 90<Score<=95  | Four and a Half Star  |
| 95<Score<=100 | Five Star             |

QUICK LINKS

- Home
- Innovation Council
- SIH

SOCIAL MEDIA LINKS

-  Twitter
-  Facebook
-  Youtube
-  Instagram

CONTACT US

-  [www.mic.gov.in](http://www.mic.gov.in)
-  [iic.mhrd@aicte-india.org](mailto:iic.mhrd@aicte-india.org)
-  011 2958 1226/1513/1517/1235/1240